

EASTMAN PERFORMANCE FILMS, LLC

AIRBLAST LOADING TEST REPORT

SCOPE OF WORK

ASTM F1642/GSA TS01 TESTING ON R20 SR PS9 SAFETY AND SECURITY PERFORMANCE FILM
INSTALLED ON A FIXED WINDOW SYSTEM
(SINGLE PANE, ANNEALED, SILICONE GLAZING ATTACHMENT)

REPORT NUMBER

J3983.03-119-12 R0

TEST DATE(S)

06/19/19

ISSUE DATE

09/27/19

RECORD RETENTION END DATE

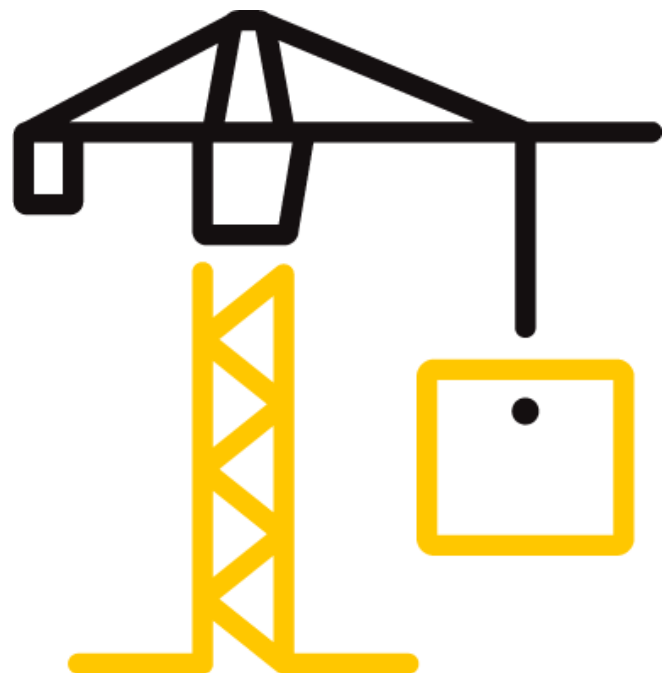
06/19/23

PAGES

26

DOCUMENT CONTROL NUMBER

ATI 00368 (07/24/17)
RT-R-AMER-Test-2783
© 2017 INTERTEK



TEST REPORT FOR EASTMAN PERFORMANCE FILMS, LLC

Report No.: J3983.03-119-12 R0

Date: 09/27/19

REPORT ISSUED TO

EASTMAN PERFORMANCE FILMS, LLC

4210 The Great Road
Fieldale, Virginia 24089

SECTION 1

SCOPE

Intertek Building & Construction (B&C) was contracted by Eastman Performance Films, LLC, Fieldale, Virginia to perform airblast loading tests in accordance with ASTM F1642 and GSA-TS01 on *R20 SR PS9* safety and security film installed on a fixed window system (single pane, annealed, silicone glazing attachment). Results obtained are tested values and were secured by using the designated test method(s). Testing was conducted at the Intertek B&C test facility in York, Pennsylvania.

This report does not constitute certification of this product nor an opinion or endorsement by this laboratory.

SECTION 2

SUMMARY OF TEST RESULTS

Product Type: Fixed Window (Single Pane, Annealed, Silicone Glazing Attachment)

Series/Model Number: *R20 SR PS9*

TITLE	SPECIMEN #1	SPECIMEN #2	SPECIMEN #3
ASTM Hazard Rating	Minimal Hazard	Minimal Hazard	Minimal Hazard
GSA Performance Condition	2	3a	3a
Average Peak Reflected Pressure	6.15 psi	6.11 psi	6.12 psi
Average Positive Phase Impulse	41 psi-msec	41 psi-msec	40 psi-msec
Average Positive Phase Duration	12.25 msec	11.99 msec	12.21 msec

For INTERTEK B&C:

COMPLETED BY:	Isaiah W. Gebhart	REVIEWED BY:	Virgal T. Mickley, Jr., P.E.
TITLE:	Ballistics Lead Technician	TITLE:	Senior Staff Engineer
SIGNATURE:		SIGNATURE:	
DATE:	09/27/19	DATE:	09/27/19

IWG:vtm:aas

This report is for the exclusive use of Intertek's Client and is provided pursuant to the agreement between Intertek and its Client. Intertek's responsibility and liability are limited to the terms and conditions of the agreement. Intertek assumes no liability to any party, other than to the Client in accordance with the agreement, for any loss, expense or damage occasioned by the use of this report. Only the Client is authorized to permit copying or distribution of this report and then only in its entirety. Any use of the Intertek name or one of its marks for the sale or advertisement of the tested material, product or service must first be approved in writing by Intertek. The observations and test results in this report are relevant only to the sample(s) tested. This report by itself does not imply that the material, product, or service is or has ever been under an Intertek certification program.

TEST REPORT FOR EASTMAN PERFORMANCE FILMS, LLC

Report No.: J3983.03-119-12 R0

Date: 09/27/19

SECTION 3

TEST METHOD(S)

The specimens were evaluated in accordance with the following:

ASTM F1642/F1642M-17, *Standard Test Method for Glazing and Glazing Systems Subject to Airblast Loading*

ASTM F2912-17, *Standard Specification for Glazing Systems Subject to Airblast Loadings*

GSA-TS01-2003, *US General Services Administration Standard Test Method for Glazing and Window Systems Subject to Dynamic Overpressure Loadings*

SECTION 4

TEST FACILITY

Intertek B&C's shock tube is housed in a 10,000 square foot state-of-the-art test facility located in York, Pennsylvania. A photograph of the shock tube is provided in Figure #1.



Figure #1
Shock Tube and Test Facility

TEST REPORT FOR EASTMAN PERFORMANCE FILMS, LLC

Report No.: J3983.03-119-12 R0

Date: 09/27/19

SECTION 5

TEST PROCEDURE

Blast loadings are produced on the specimen to simulate the effects of a high explosive charge at a specified standoff distance. Shock waves are generated by the sudden rupturing of a thin aluminum membrane. The shock wave expands as it travels down the tube and impacts the target with a specific positive pressure and impulse.

SECTION 6

MATERIAL SOURCE/INSTALLATION

The test specimens were provided by the client. Representative samples of the test specimen(s) will be retained by Intertek B&C for a minimum of four years from the test completion date.

The specimens were placed directly into the shock tube test frame.

SECTION 7

EQUIPMENT

In accordance with ASTM F1642 and GSA TS01, four reflective pressure transducers were utilized for data acquisition at a 1MHz sample rate. Two reflective pressure transducers were located on the specimen holder at the top and right side (when viewed from the interior). A third pressure transducer was located on the shell to the exterior of the specimen, and a fourth was located in the witness chamber, directly to the interior of the specimen holder. A sketch of the specimen holder and corresponding reflective pressure sensor locations is provided in Figure #2.

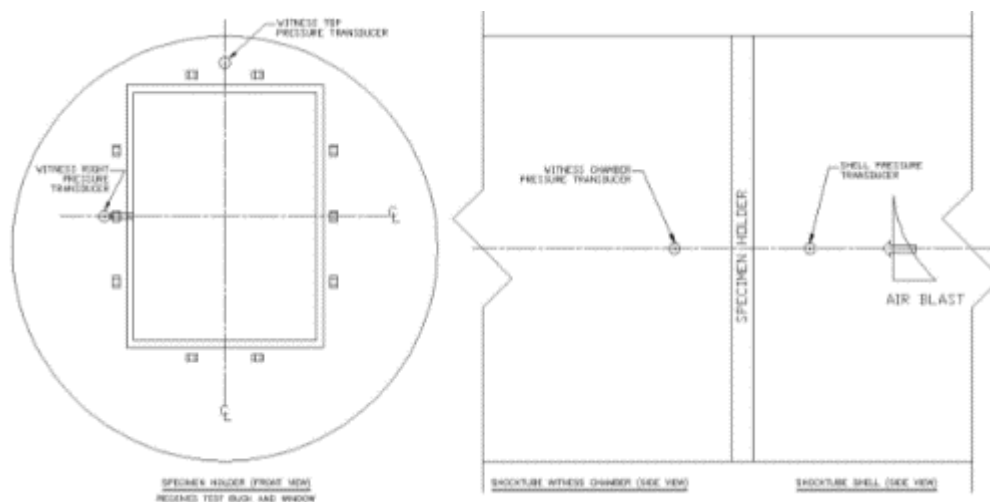


Figure #2
Pressure Sensor Locations

TEST REPORT FOR EASTMAN PERFORMANCE FILMS, LLC

Report No.: J3983.03-119-12 R0

Date: 09/27/19

SECTION 8

LIST OF OFFICIAL OBSERVERS

NAME	COMPANY
Steve DeBusk	Eastman Chemical Company
Charles Adiasor	Eastman Chemical Company
Isaiah W. Gebhart	Intertek B&C
Cory E. Straub	Intertek B&C
Emily C. Riley	Intertek B&C
Travis A. Hoover	Intertek B&C

SECTION 9

TEST SPECIMEN DESCRIPTION

The following descriptions apply to all specimens.

Product Type: Fixed Window (Single Pane, Annealed, Silicone Glazing Attachment)

Series/Model Number: R20 SR PS9

Product Sizes

MEASURED DIMENSIONS	WIDTH (inches)	HEIGHT (inches)
Overall Size	48	66
Fixed Day Lite Opening	44-1/2	62-1/2

Frame Construction

FRAME MEMBER	MATERIAL	DESCRIPTION
Head, Sill and jambs	Aluminum	Extruded
Glass Stop	Aluminum	Extruded, snaps into place on sill frame member to secure the glazing

LOCATION	JOINERY TYPE	DETAIL
All Corners	Square cut and butted	Secured using two #12 x 1 in long pan head screws

TEST REPORT FOR EASTMAN PERFORMANCE FILMS, LLC

Report No.: J3983.03-119-12 R0

Date: 09/27/19

Glazing

GLASS TYPE	GLAZING BITE
1/4" Annealed	1/4"

Glazing Method: The glass was channel glazed from the exterior and was secured in place with snap-fit extruded aluminum glazing stop at the sill and a flexible rubber gasket around the glazing perimeter. A 9 mil thick safety and security film was adhered to the interior lite and a bead of silicone was applied around the perimeter of the frame at the glazing edge.

Hardware: No hardware was utilized.

Reinforcement: No reinforcement was utilized.

SECTION 10

TEST RESULTS

Test Dates: 06/19/19

Ambient Temperature: 82±2°F

Relative Humidity: 64-73%

The results are tabulated as follows. Pressure time plots are presented for each specimen. Pre-test and post-test photographs are provided in Section 12.

TEST REPORT FOR EASTMAN PERFORMANCE FILMS, LLC

Report No.: J3983.03-119-12 R0

Date: 09/27/19

Test Specimen #1

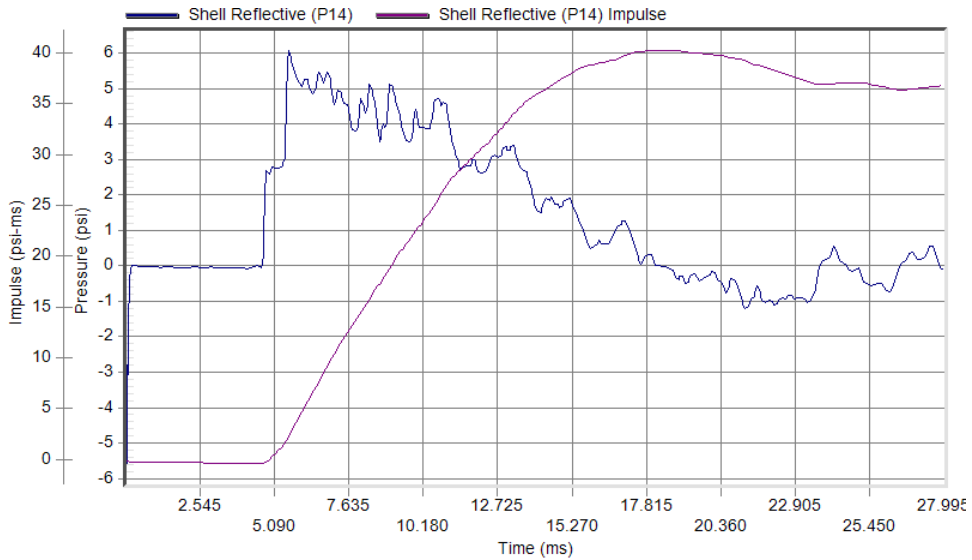
DESCRIPTION	RESULTS
Ambient Temperature	80°F
Glazing Temperature	81°F
ASTM Hazard Rating	Minimal Hazard
GSA Performance Condition	2
PEAK POSITIVE PRESSURE	
Top Pressure	6.27 psi
Right Pressure	6.09 psi
Shell Pressure	6.08 psi
Average Pressure	6.15 psi
Witness Chamber Pressure	0.28 psi
PEAK POSITIVE PHASE DURATION	
Top Duration	12.51 msec
Right Duration	12.23 msec
Shell Duration	12.02 msec
Average Duration	12.25 msec
PEAK POSITIVE PHASE IMPULSE	
Top Impulse	41 psi*msec
Right Impulse	41 psi*msec
Shell Impulse	40 psi*msec
Average Impulse	41 psi*msec
GLAZING RESPONSE	
Exterior Lite	Fractured
Interior Lite	N/A
Glazing Pullout	None
Film Tearing	3-3/4" tear bottom left interior; 3-1/2 in tear bottom right interior
WITNESS CHAMBER RESULTS	
Glazing cracked but remained fully retained. Dust and small fragments were deposited on the witness chamber floor near sill. No damage observed to the witness panel.	

TEST REPORT FOR EASTMAN PERFORMANCE FILMS, LLC

Report No.: J3983.03-119-12 R0

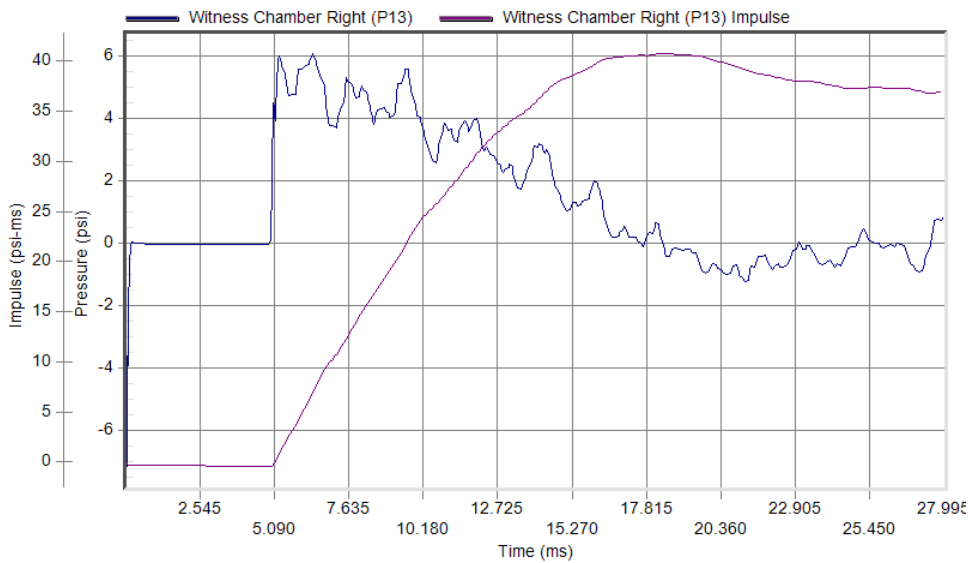
Date: 09/27/19

Test Specimen #1 - Pressure Time Plots



Peak Pressure: 6.08 psi at 5.61 ms
Duration: 12.02 ms

Test Date: 6/19/2019
Test Time: 10:28 am



Peak Pressure: 6.09 psi at 5.27 ms
Duration: 12.23 ms

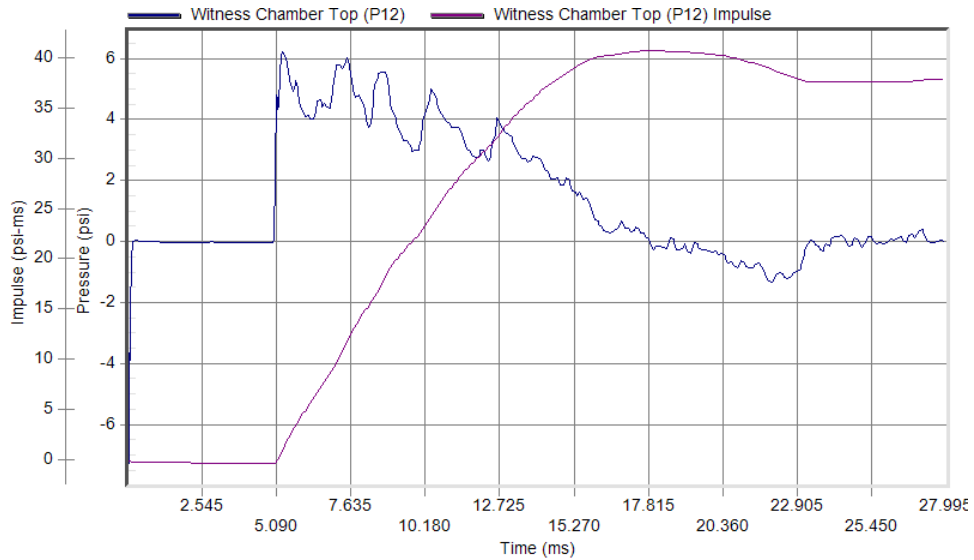
Test Date: 6/19/2019
Test Time: 10:28 am

TEST REPORT FOR EASTMAN PERFORMANCE FILMS, LLC

Report No.: J3983.03-119-12 R0

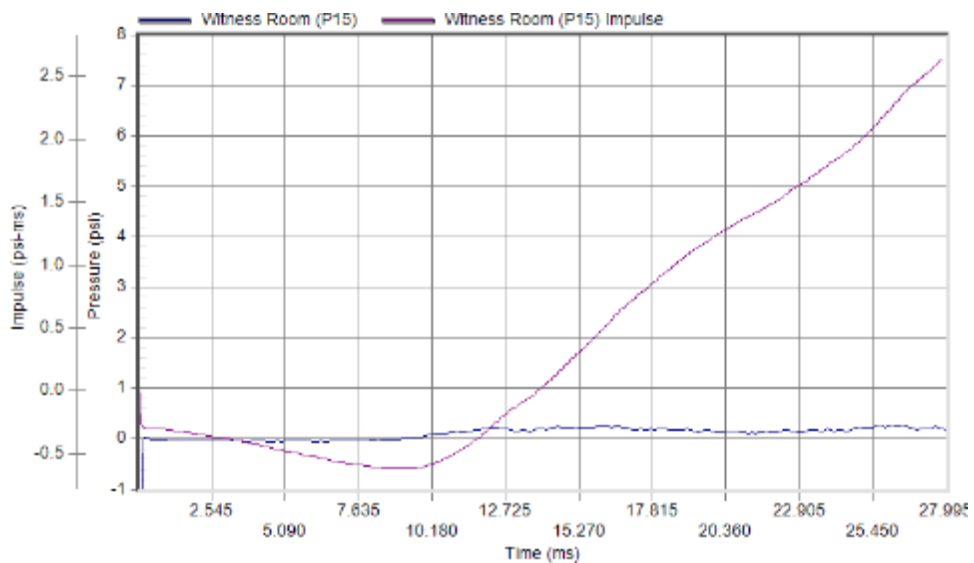
Date: 09/27/19

Test Specimen #1 - Pressure Time Plots (continued)



Peak Pressure: 6.27 psi at 5.32 ms
Duration: 12.51 ms

Test Date: 6/19/2019
Test Time: 10:28 am



Peak Pressure: 0.26 psi at 26.42 ms
Duration: 0.00 ms

Test Date: 6/19/2019
Test Time: 10:28 am

TEST REPORT FOR EASTMAN PERFORMANCE FILMS, LLC

Report No.: J3983.03-119-12 R0

Date: 09/27/19

Test Specimen #2

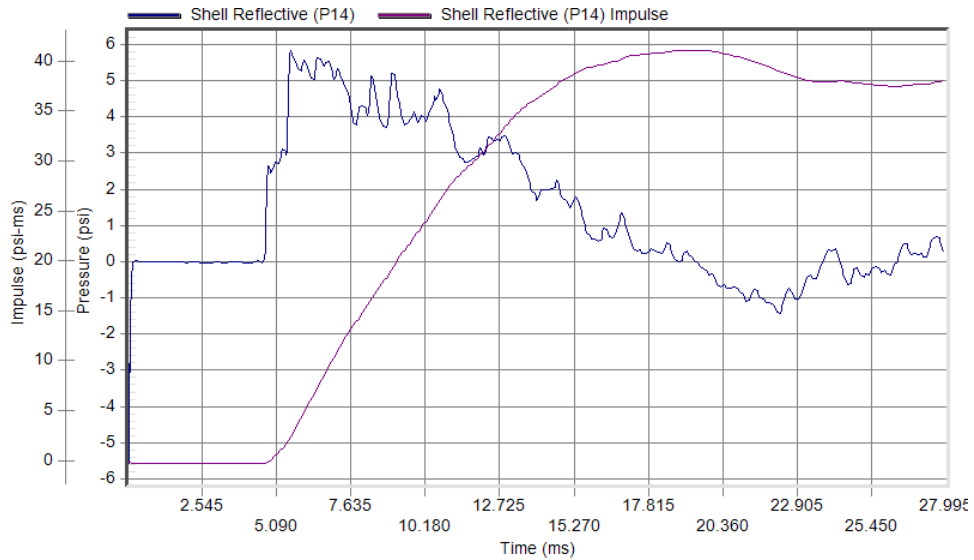
DESCRIPTION	RESULTS
Ambient Temperature	82°F
Glazing Temperature	83°F
ASTM Hazard Rating	Minimal Hazard
GSA Performance Condition	3a
PEAK POSITIVE PRESSURE	
Top Pressure	6.14 psi
Right Pressure	6.36 psi
Shell Pressure	5.84 psi
Average Pressure	6.11 psi
Witness Chamber Pressure	0.33 psi
PEAK POSITIVE PHASE DURATION	
Top Duration	12.42 msec
Right Duration	10.40 msec
Shell Duration	13.16 msec
Average Duration	11.99 msec
PEAK POSITIVE PHASE IMPULSE	
Top Impulse	41 psi*msec
Right Impulse	42 psi*msec
Shell Impulse	41 psi*msec
Average Impulse	41 psi*msec
GLAZING RESPONSE	
Exterior Lite	Fractured
Interior Lite	N/A
Glazing Pullout	None
Film Tearing	10" tear bottom right corner interior; 13" tear top right corner; 2" tear top left corner
WITNESS CHAMBER RESULTS	
Glass was deposited on the witness chamber floor. Two fragments were located before the 1M mark. No damage observed to the witness panel.	

TEST REPORT FOR EASTMAN PERFORMANCE FILMS, LLC

Report No.: J3983.03-119-12 R0

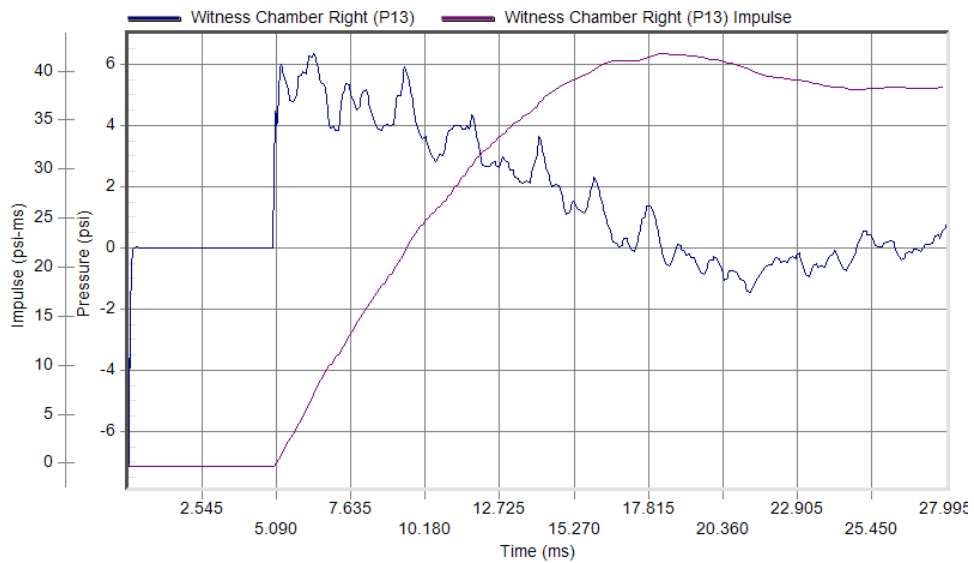
Date: 09/27/19

Test Specimen #2 - Pressure Time Plots



Peak Pressure: 5.84 psi at 5.59 ms
Duration: 13.16 ms

Test Date: 6/19/2019
Test Time: 11:57 am



Peak Pressure: 6.36 psi at 6.39 ms
Duration: 10.40 ms

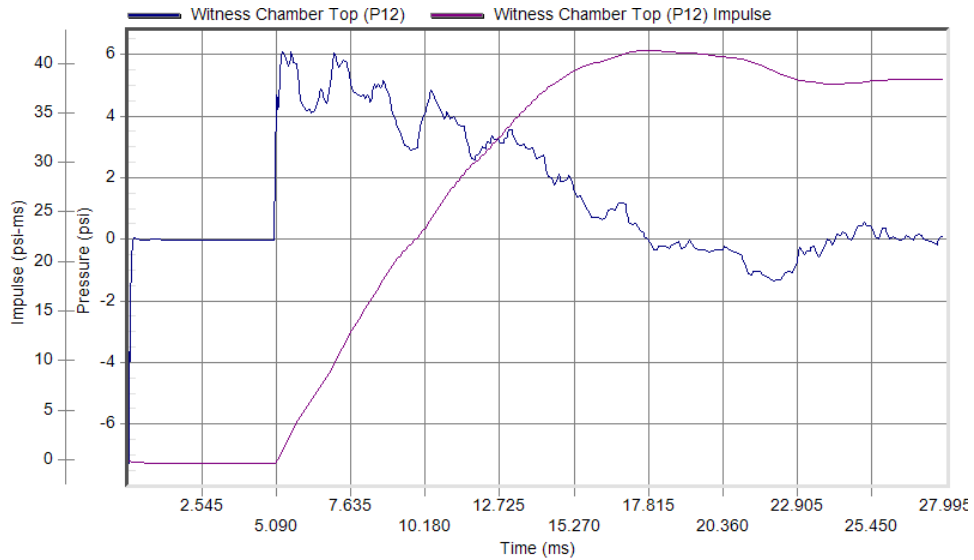
Test Date: 6/19/2019
Test Time: 11:57 am

TEST REPORT FOR EASTMAN PERFORMANCE FILMS, LLC

Report No.: J3983.03-119-12 R0

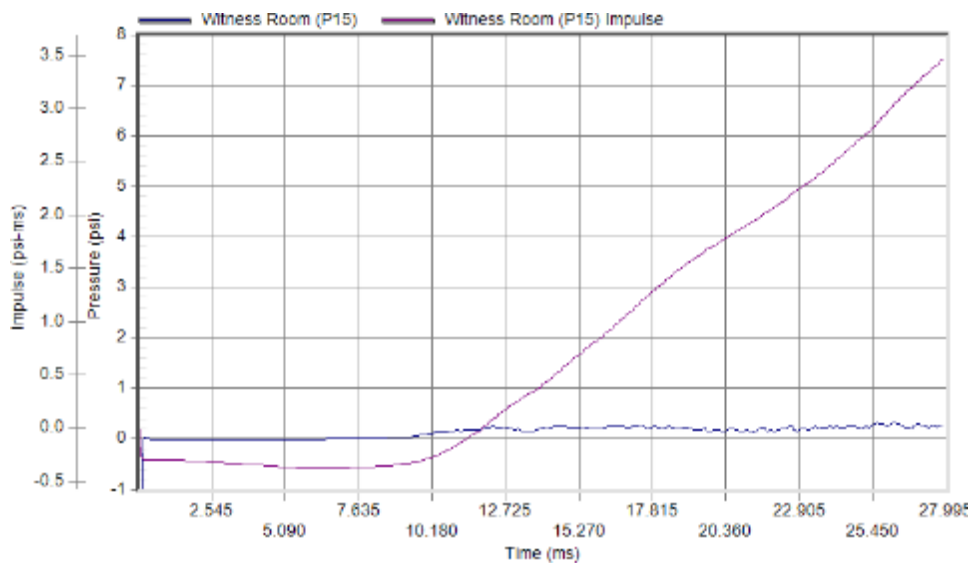
Date: 09/27/19

Test Specimen #2 - Pressure Time Plots (continued)



Peak Pressure: 6.14 psi at 5.32 ms
Duration: 12.42 ms

Test Date: 6/19/2019
Test Time: 11:57 am



Peak Pressure: 0.33 psi at 26.12 ms
Duration: 0.00 ms

Test Date: 6/19/2019
Test Time: 11:57 am

TEST REPORT FOR EASTMAN PERFORMANCE FILMS, LLC

Report No.: J3983.03-119-12 R0

Date: 09/27/19

Test Specimen #3

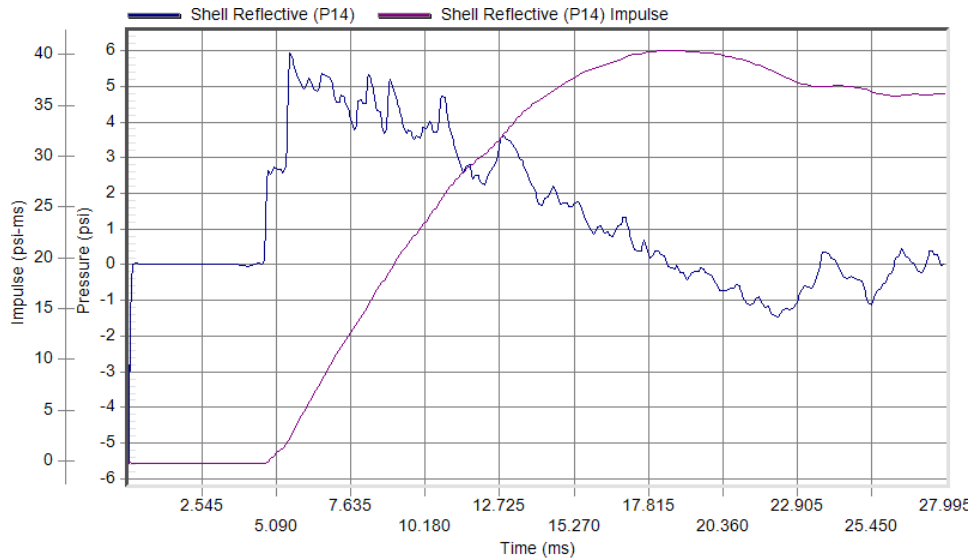
DESCRIPTION	RESULTS
Ambient Temperature	84°F
Glazing Temperature	86°F
ASTM Hazard Rating	Minimal Hazard
GSA Performance Condition	3a
PEAK POSITIVE PRESSURE	
Top Pressure	6.22 psi
Right Pressure	6.12 psi
Shell Pressure	6.01 psi
Average Pressure	6.12 psi
Witness Chamber Pressure	0.26 psi
PEAK POSITIVE PHASE DURATION	
Top Duration	12.99 msec
Right Duration	10.79 msec
Shell Duration	12.85 msec
Average Duration	12.21 msec
PEAK POSITIVE PHASE IMPULSE	
Top Impulse	40 psi*msec
Right Impulse	40 psi*msec
Shell Impulse	40 psi*msec
Average Impulse	40 psi*msec
GLAZING RESPONSE	
Exterior Lite	Fractured
Interior Lite	N/A
Glazing Pullout	None
Film Tearing	7" tear bottom right; 14-1/4" tear top right corner; 4" tear upper left corner
WITNESS CHAMBER RESULTS	
Glass was deposited on the witness chamber floor. One fragment was located before the 1M mark. The weight of the fragment was 2.68g. No damage observed to the witness panel.	

TEST REPORT FOR EASTMAN PERFORMANCE FILMS, LLC

Report No.: J3983.03-119-12 R0

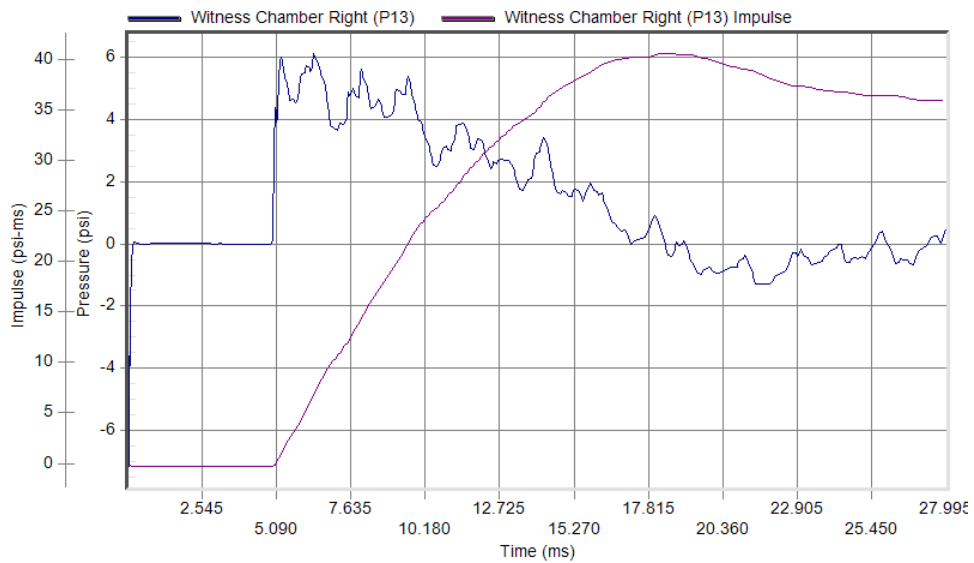
Date: 09/27/19

Test Specimen #3 - Pressure Time Plots



Peak Pressure: 6.01 psi at 5.60 ms
Duration: 12.85 ms

Test Date: 6/19/2019
Test Time: 2:48 pm



Peak Pressure: 6.12 psi at 6.39 ms
Duration: 10.79 ms

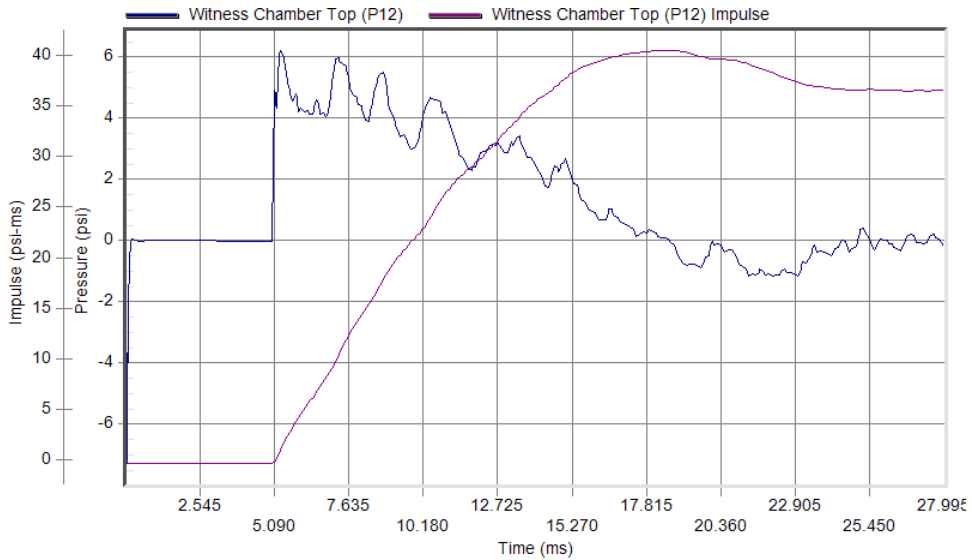
Test Date: 6/19/2019
Test Time: 2:48 pm

TEST REPORT FOR EASTMAN PERFORMANCE FILMS, LLC

Report No.: J3983.03-119-12 R0

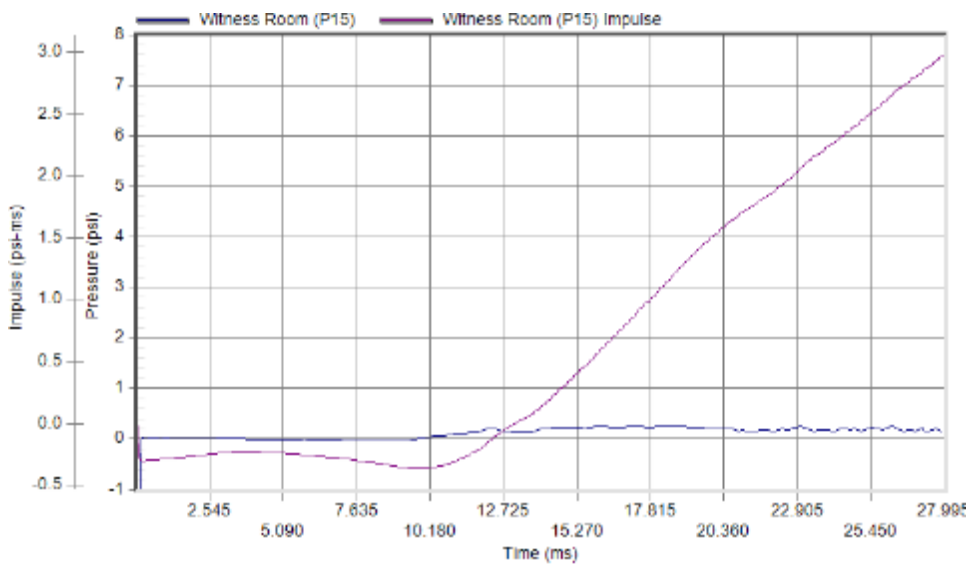
Date: 09/27/19

Test Specimen #3 - Pressure Time Plots (continued)



Peak Pressure: 6.22 psi at 5.32 ms
Duration: 12.99 ms

Test Date: 6/19/2019
Test Time: 2:48 pm



Peak Pressure: 0.26 psi at 17.36 ms
Duration: 0.00 ms

Test Date: 6/19/2019
Test Time: 2:48 pm

TEST REPORT FOR EASTMAN PERFORMANCE FILMS, LLC

Report No.: J3983.03-119-12 R0

Date: 09/27/19

SECTION 11

CONCLUSION

The test specimen(s) achieved the following ratings:

TITLE	SPECIMEN #1	SPECIMEN #2	SPECIMEN #3
ASTM Hazard Rating	Minimal Hazard	Minimal Hazard	Minimal Hazard
GSA Performance Condition	2	3a	3a

SECTION 12

PHOTOGRAPHS



Photo No. 1
Pre-test Specimen #1, Interior

TEST REPORT FOR EASTMAN PERFORMANCE FILMS, LLC

Report No.: J3983.03-119-12 R0

Date: 09/27/19



Photo No. 2
Post-test Specimen #1, Interior



Photo No. 3
Post-test Specimen #1, Witness Chamber

TEST REPORT FOR EASTMAN PERFORMANCE FILMS, LLC

Report No.: J3983.03-119-12 R0

Date: 09/27/19



Photo No. 4
Pre-test Specimen #2, Interior

TEST REPORT FOR EASTMAN PERFORMANCE FILMS, LLC

Report No.: J3983.03-119-12 R0

Date: 09/27/19



Photo No. 5
Post-test Specimen #2, Interior

TEST REPORT FOR EASTMAN PERFORMANCE FILMS, LLC

Report No.: J3983.03-119-12 R0

Date: 09/27/19



Photo No. 6
Post-test Specimen #2, Witness Chamber



Photo No. 7
Pre-test Specimen #3, Interior

TEST REPORT FOR EASTMAN PERFORMANCE FILMS, LLC

Report No.: J3983.03-119-12 R0

Date: 09/27/19



Photo No. 8
Post-test Specimen #3, Interior



Photo No. 9
Post-test Specimen #3, Witness Chamber



Total Quality. Assured.

130 Derry Court
York, Pennsylvania 17406

Telephone: 717-764-7700
Facsimile: 717-764-4129
www.intertek.com/building

TEST REPORT FOR EASTMAN PERFORMANCE FILMS, LLC

Report No.: J3983.03-119-12 R0

Date: 09/27/19

SECTION 13

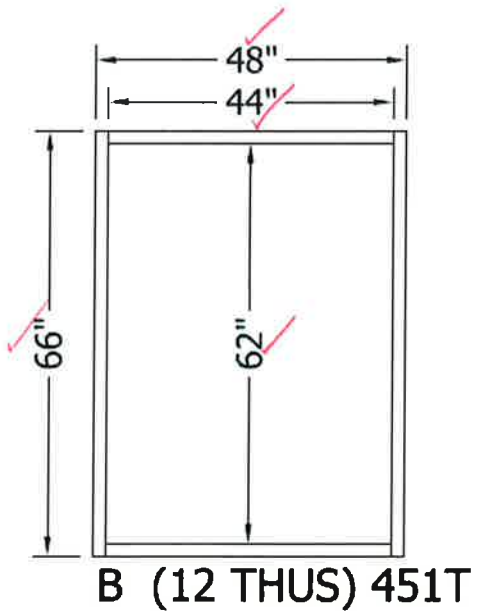
DRAWINGS

The test specimen drawings which follow have been reviewed by Intertek B&C and are representative of the test specimen(s) reported herein. Test specimen construction was verified by Intertek B&C per the drawings included in this report. Any deviations are documented herein or on the drawings.

Eastman Performance Films, LLC
Intertek Quote 210169R3
Shock Tube Test Sample Details

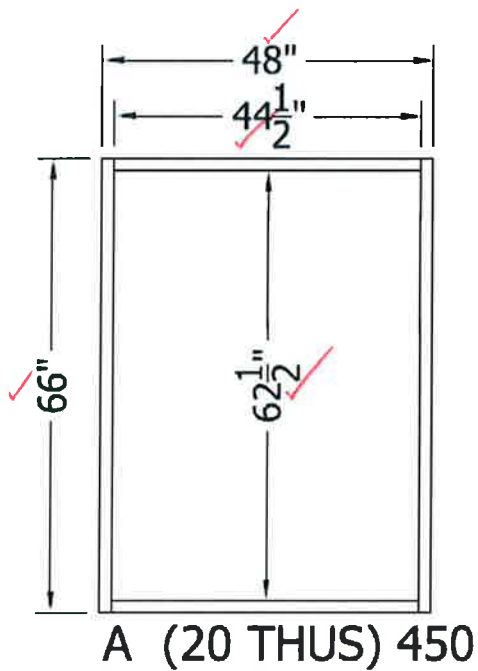
Dual-pane unit frames

Kawneer 451 Aluminum Framing



Single-pane unit frames

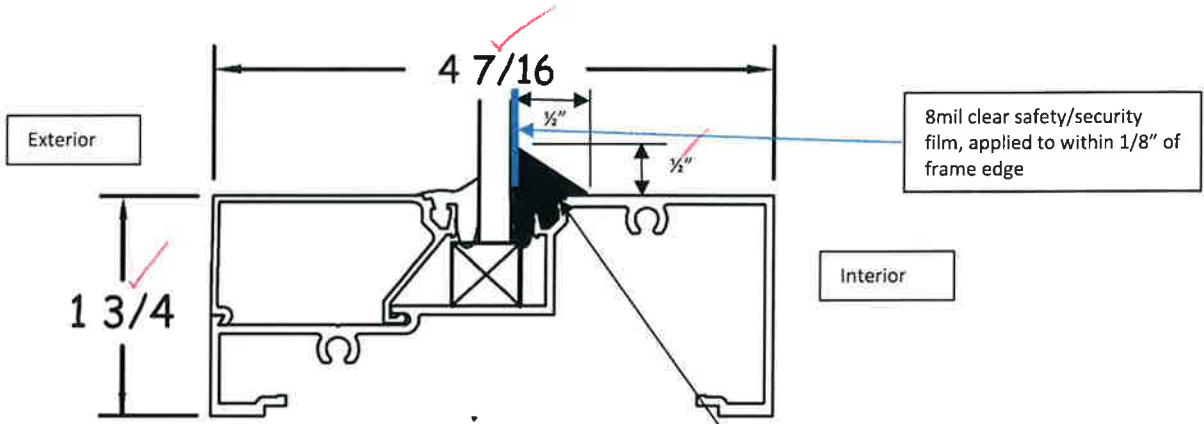
Kawneer 450 Aluminum Framing



intertek

Test sample complies with these details.
Deviations are noted.

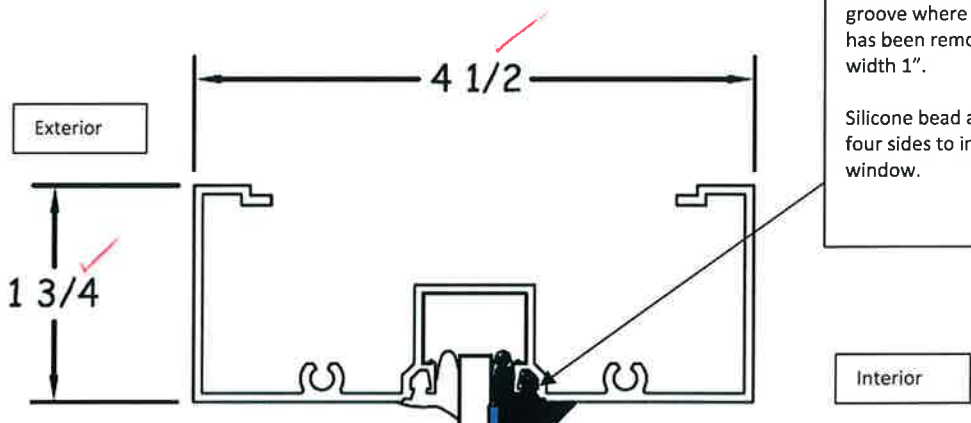
Report # J3983 -119-12
Date 8/30/19 Tech TWG



SILL
DETAIL F9

Tremco Proglaze SSG or Dow Corning 995 Structural Silicone Caulking, 3/4" onto film, 3/4" onto frame and into framing groove where rubber gasket has been removed. Bead width 1".

Silicone bead applied on all four sides to interior of window.



HEAD
DETAIL F12

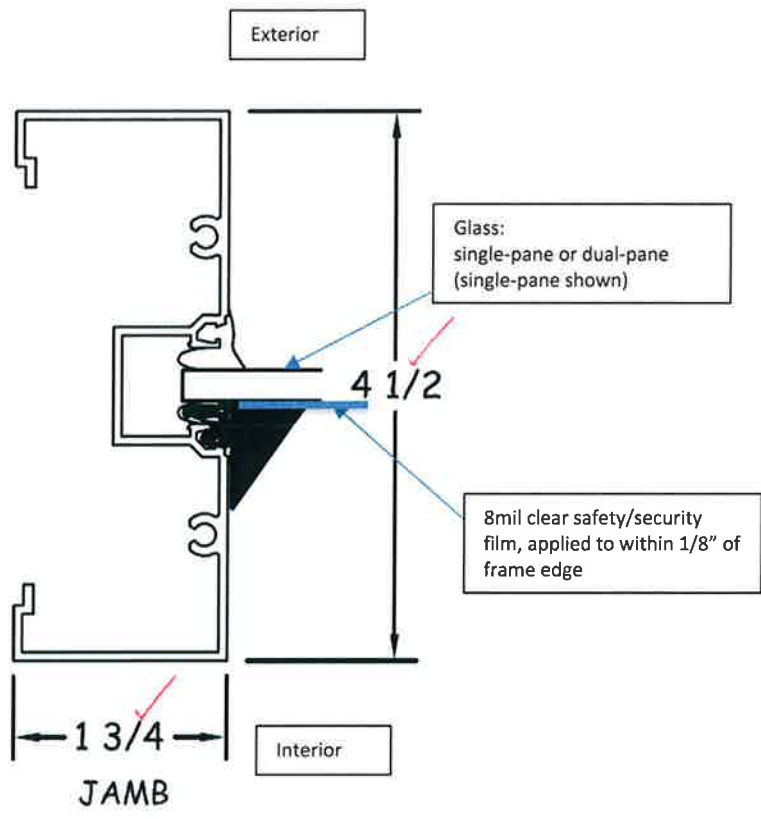
Glass:
single-pane or dual-pane
(single-pane shown)



Test sample complies with these details.
Deviations are noted.

Report # 53983 -119-12

Date 8/30/19 Tech IWG



DETAIL F10

intertek

Test sample complies with these details.
Deviations are noted.

Report # J3983 -119-12
Date 8/30/19 Tech IWG



Total Quality. Assured.

130 Derry Court
York, Pennsylvania 17406

Telephone: 717-764-7700
Facsimile: 717-764-4129
www.intertek.com/building

TEST REPORT FOR EASTMAN PERFORMANCE FILMS, LLC

Report No.: J3983.03-119-12 R0

Date: 09/27/19

SECTION 14

REVISION LOG

REVISION #	DATE	PAGES	REVISION
0	09/27/19	N/A	Original Report Issue